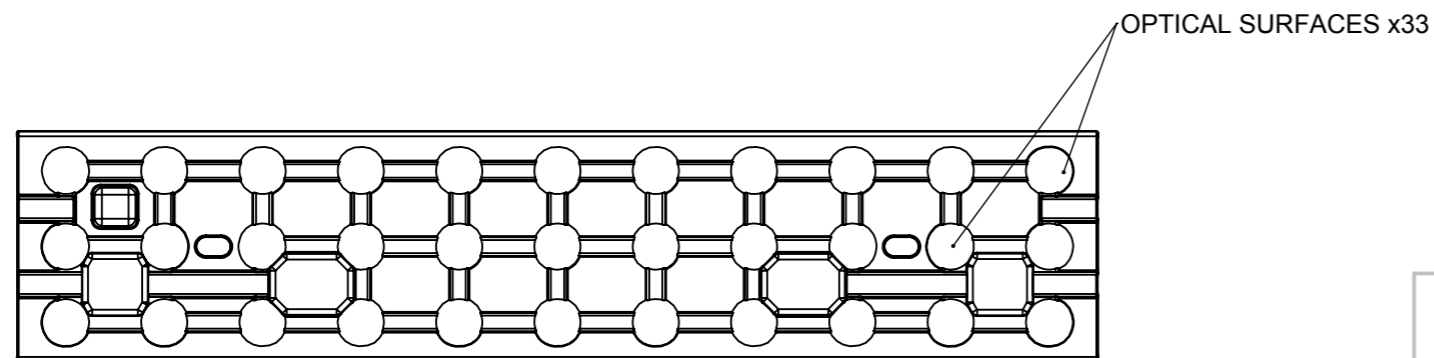
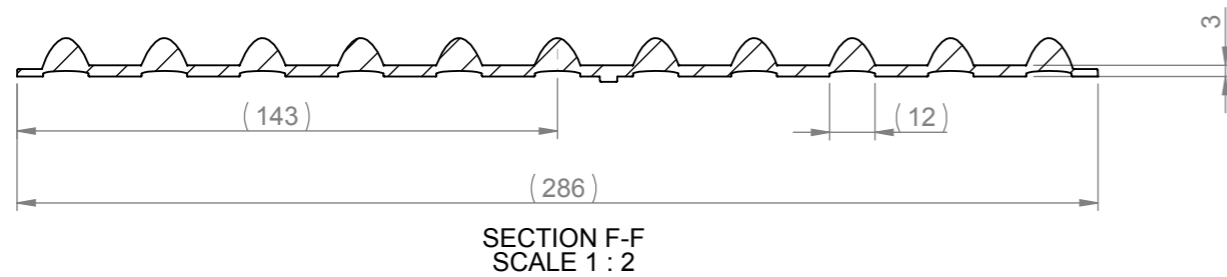
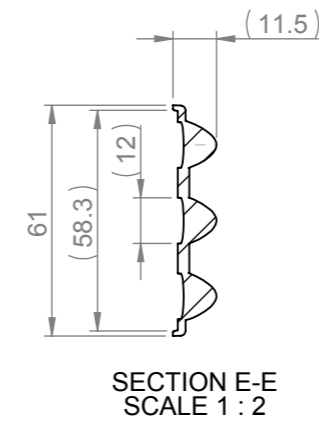
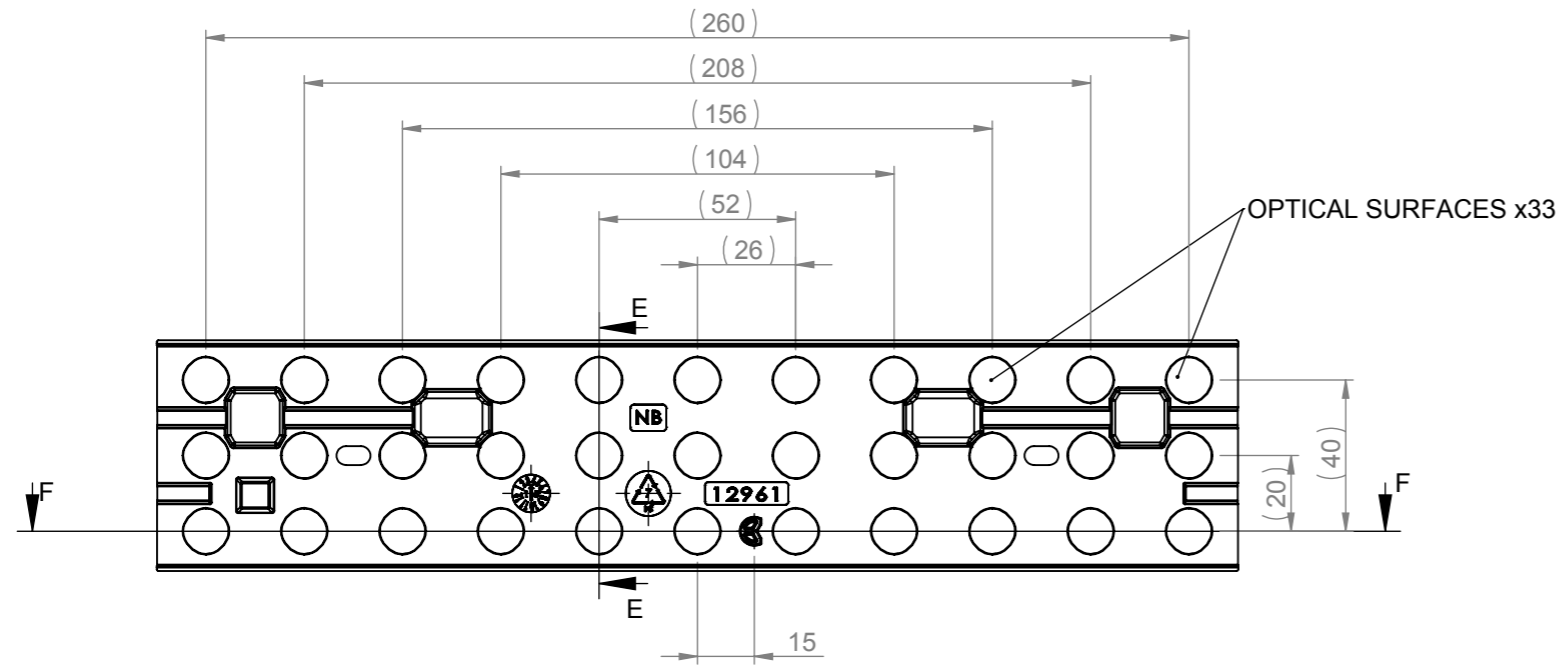


CUSTOMER DRAWING

REVISIONS			
REV.	D.C.N NUMBER	DESCRIPTION	DATE
D1		INITIAL DESIGN CONCEPT. P.SUTTON	04/08/2015
1	1451	PRODUCTION RELEASE. P.SUTTON	07/10/2015



NOTES:

- 1 - MATERIAL: POLYCARBONATE
- 2 - FINISH: OPTICAL SURFACES ARE OPTICALLY POLISHED TO SPI-A1
- 3 - OVERALL PART THICKNESS = SEE 3D FILE
- 4 - GENERAL DRAFT 2°
- 5 - GENERAL FILLET 0.25MM
- 6 - DIMENSIONS IN BRACKETS ARE FOR INFORMATION ONLY AND NOT FOR INSPECTION

SHEET 2 OF 2

<p>Unit 6-7 Faraday Road Rabans Lane Industrial Area, Aylesbury, HP19 8RY, UK. Tel: +44(0) 01753 575 011 sales@carclo-optics.com www.carclo-optics.com</p>		Title		Mid-Power Array Narrow Beam - Symmetrical Flange							
THIRD ANGLE PROJECTION		TOLERANCE ACCORDING TO NORM: DIN 16742 Tol Group TG6		CARCLO Optics CONFIDENTIAL: UNAUTHORISED COPYING, DISCUSSION & DISTRIBUTION PROHIBITED		DIMENSION IN mm		Format Size		A3	
				Drawn by		B.Bercof		Customer		CARCLO OPTICS	
				Scale		1:2		CAD File		12961_Rev_1_NB_Tri_SymmFlange	
				Part N°		12961		RFQ N°		000297	