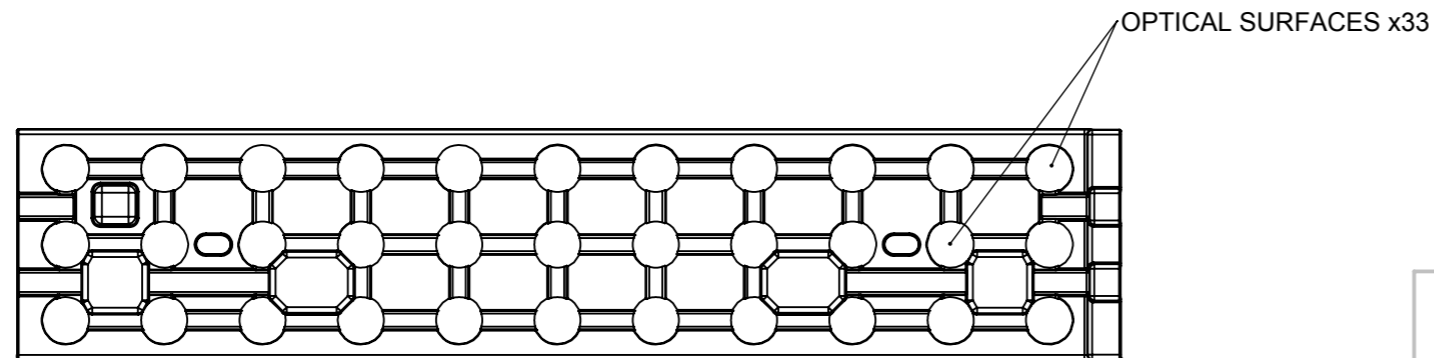
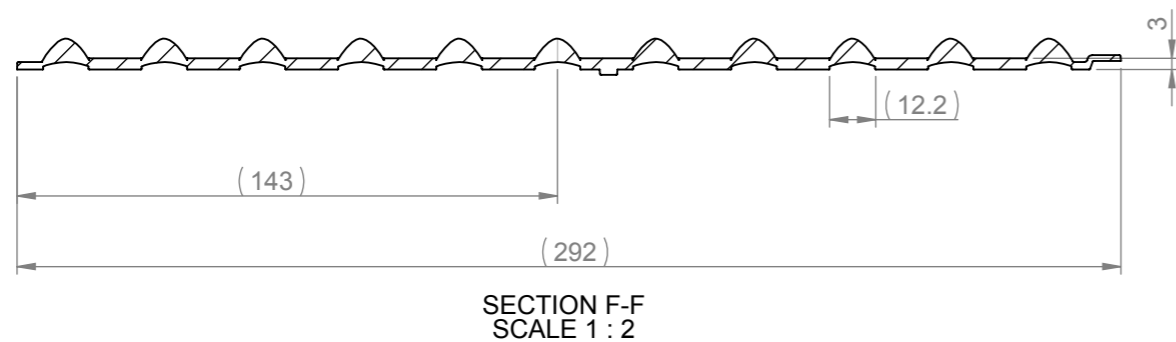
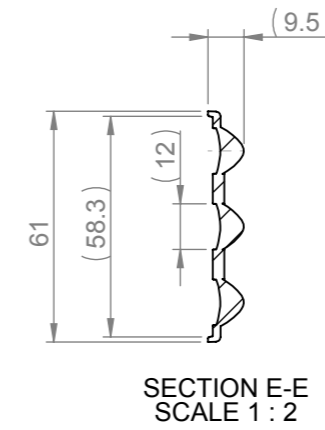
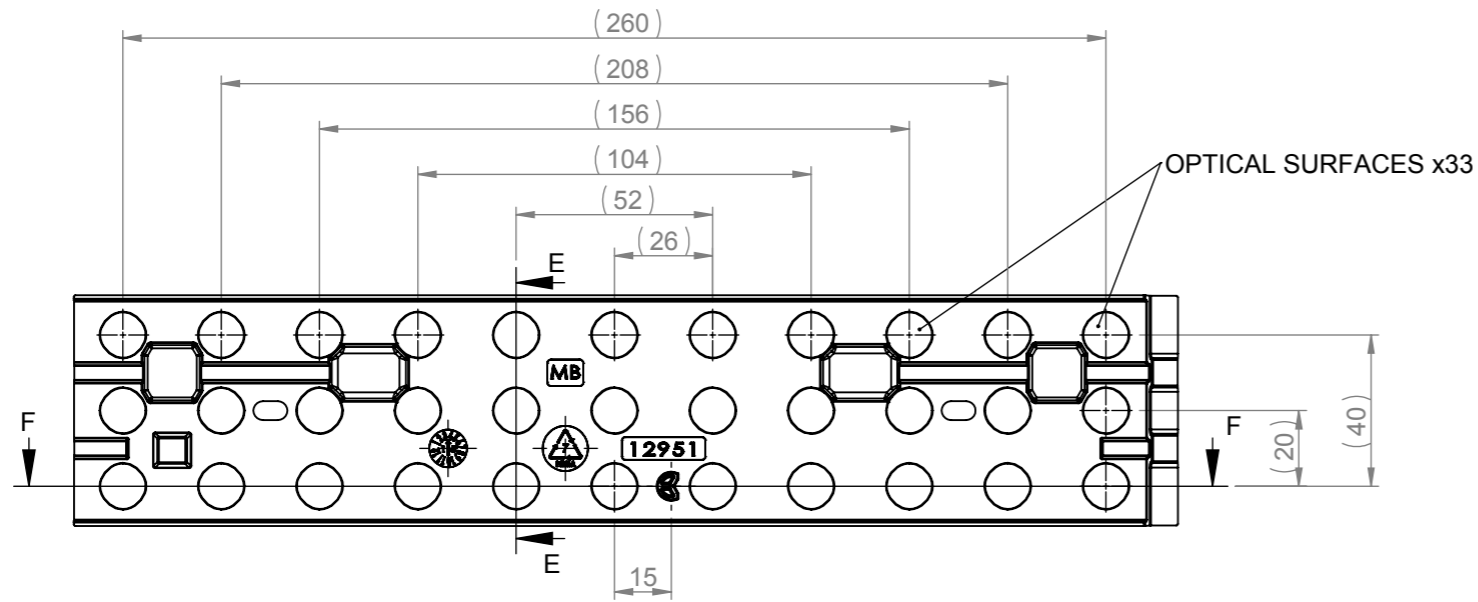


# CUSTOMER DRAWING

REVISIONS			
REV.	D.C.N NUMBER	DESCRIPTION	DATE
D1		INITIAL CONCEPT DESIGN. P. SUTTON	30/07/2015
1	1451	PRODUCTION RELEASE. PJS	06/10/2015



## NOTES:

- 1 - MATERIAL: PMMA
- 2 - FINISH:  
OPTICAL SURFACES ARE OPTICALLY POLISHED TO SPI-A1
- 3 - OVERALL PART THICKNESS = SEE 3D FILE
- 4 - GENERAL DRAFT 2°
- 5 - GENERAL FILLET 0.25MM
- 6 - DIMENSIONS IN BRACKETS ARE FOR INFORMATION ONLY AND NOT FOR INSPECTION

SHEET 2 OF 2

<p>Unit 6-7 Faraday Road Rabans Lane Industrial Area, Aylesbury, HP19 8RY, UK. Tel: +44(0) 01753 575 011 sales@carclo-optics.com www.carclo-optics.com</p>		Title		MID POWER ARRAY MEDIUM BEAM ASYMMETRIC FLANGE	
THIRD ANGLE PROJECTION		TOLERANCE ACCORDING TO NORM: DIN 16742 Tol Group TG6		CARCLO Optics CONFIDENTIAL: UNAUTHORISED COPYING, DISCUSSION & DISTRIBUTION PROHIBITED	
Drawn by		B.Bercot		Customer	
Scale		1:2		Format Size	
Part N°		12951		RFQ N°	
DIMENSION IN mm		CAD File		12951_Rev_1_MB_Tri_AS-Flange	
Format Size		A3		000297	